

TOP 10 Operators			
		31.январ.09	31.декаб.08
1	MTS	95 766 697	95 657 183
	Russia	64 488 559	64 628 254
	Moscow	15 189 313	14 913 010
	Ukraine (UMC)	18 146 435	18 115 213
	Uzbekistan (Uzdunrobita)	5 734 575	5 646 855
	Turkmenistan (Barash Communications)	1 000 596	927 377
	Armenia (Viva Cell)	2 028 551	2 017 009
	Unconsolidated Belarus	4 367 981	4 322 475
2	Vimpelcom	61 752 931	61 004 853
	Russia	48 355 151	47 676 844
	Moscow	9 782 734	9 626 955
	Kazakhstan (KaR-Tel)	6 319 646	6 269 927
	Ukraine (URS)	1 953 312	2 027 889
	Tajikistan (Tacomj)	691 673	624 624
	Uzbekistan (Unitel, Buztel)	3 699 381	3 636 243
	Armenia (Armentel)	500 979	544 271
	Georgia	232 789	225 055
3	MegaFon	43 673 287	43 557 667
	Russia	43 471 278	43 289 127
	Moscow	6 410 156	6 479 666
	Tajikistan	202 009	268 540
4	Tele2	10 500 000	10 440 000
5	Uralsvyazinform	5 680 000	5 655 780
6	Sibirtelecom	4 944 433	4 905 096
7	SMARTS Group	3 500 108	3 500 305
8	NCC (former N.Novgorod Cellular Comms)	2 630 000	2 620 000
9	Cellular Communications MOTIV	1 488 911	1 491 720
10	New Telephone Company	1 244 522	1 231 357

Source: Company data, ACM-Consulting estimates

Advanced Communications & Media

11/2a Armyansky pereulok
Moscow 101990

Russia

Phone: +7 495 933-5578 / 623-5480

Email: ap@acm-consulting.com



Russia



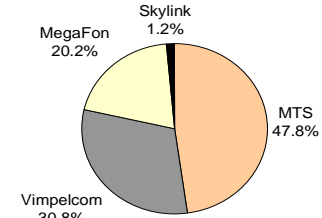
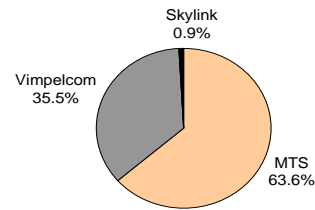
Advanced Communications & Media

Total Mobile Subscribers (SIM cards)		
	31.январ.09	31.декаб.08
Total number of mobile subs in Russia	188 720 000	187 830 000
Penetration Russia*	130,0%	129,4%
Total number of mobile subs in Moscow	31 787 203	31 439 631
Penetration Moscow*	187,2%	185,1%
Total number of mobile subs in St.Petersburg	10 634 054	10 559 079
Penetration St.Petersburg*	167,7%	166,5%
Total number of mobile subs in Regions	146 298 743	145 831 290
Penetration regions*	120,1%	119,7%

* based on official Goskomstat pops figure

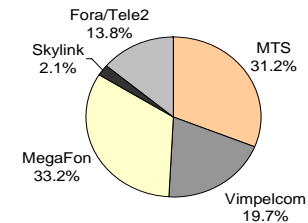
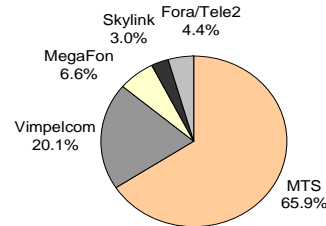
Source: ACM-Consulting estimates

Moscow Net Additions (Jan 2009) **Moscow Market Breakdown (31-Jan-09)**

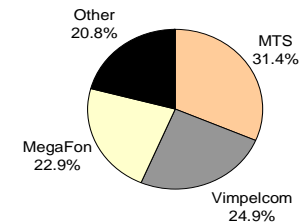
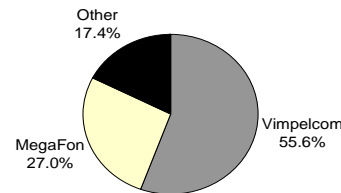


Note: MegaFon recorded negative net additions in January

St.Pete Net Additions (Jan 2009) **St.Pete Market Breakdown (31-Jan-09)**

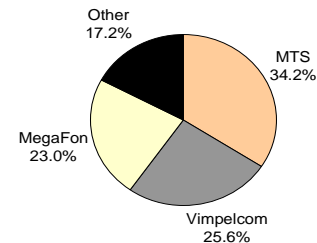
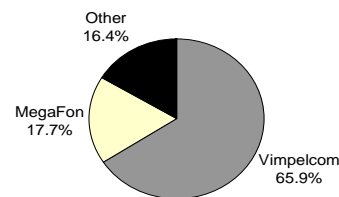


Regions Net Additions (Jan 2009) **Regions Market Breakdown (31-Jan-09)**



Note: MTS recorded negative net additions in January

Russia Net Additions (Jan 2009) **Russia Market Breakdown (31-Jan-09)**



Note: MTS recorded negative net additions in January